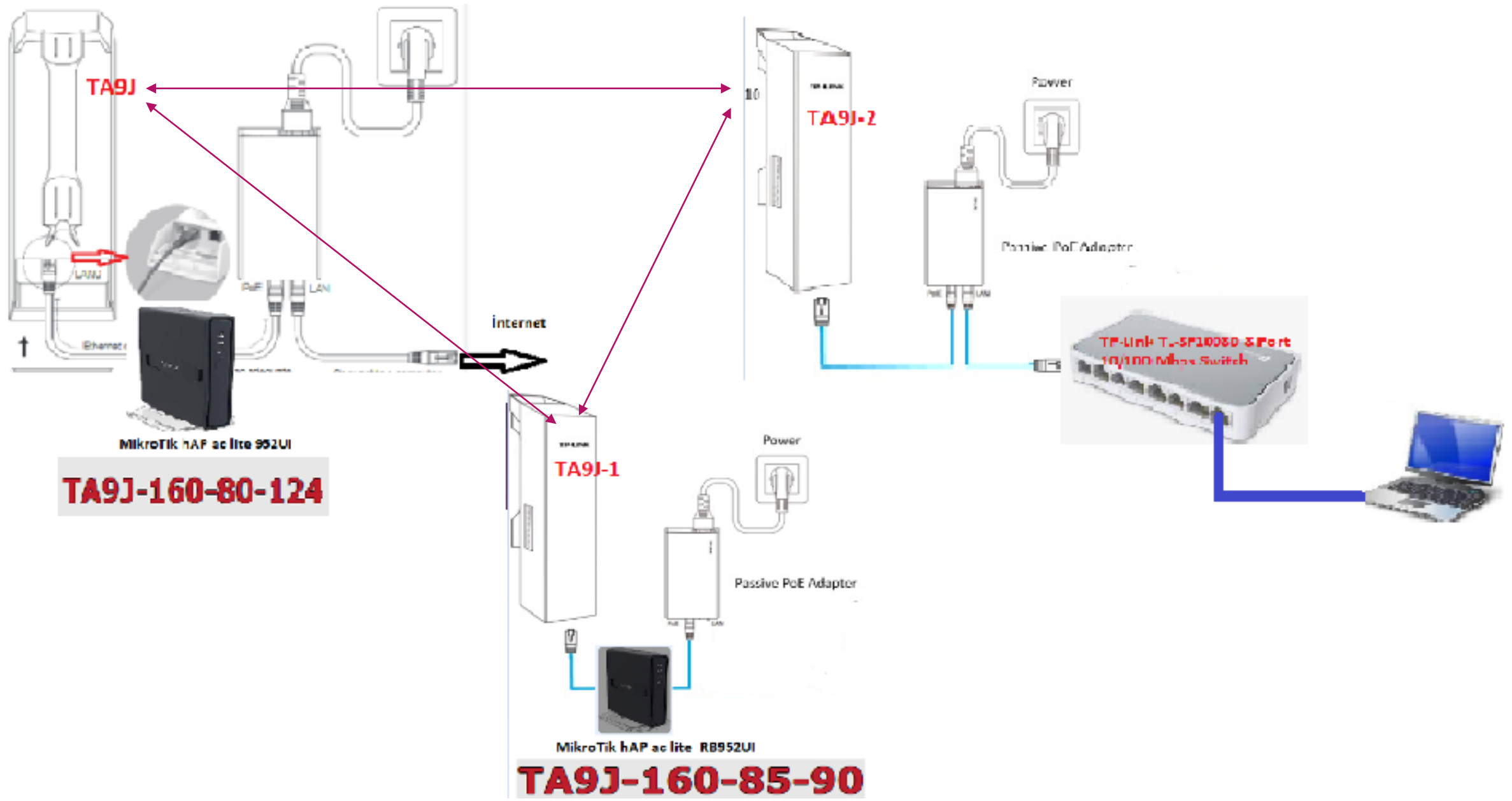
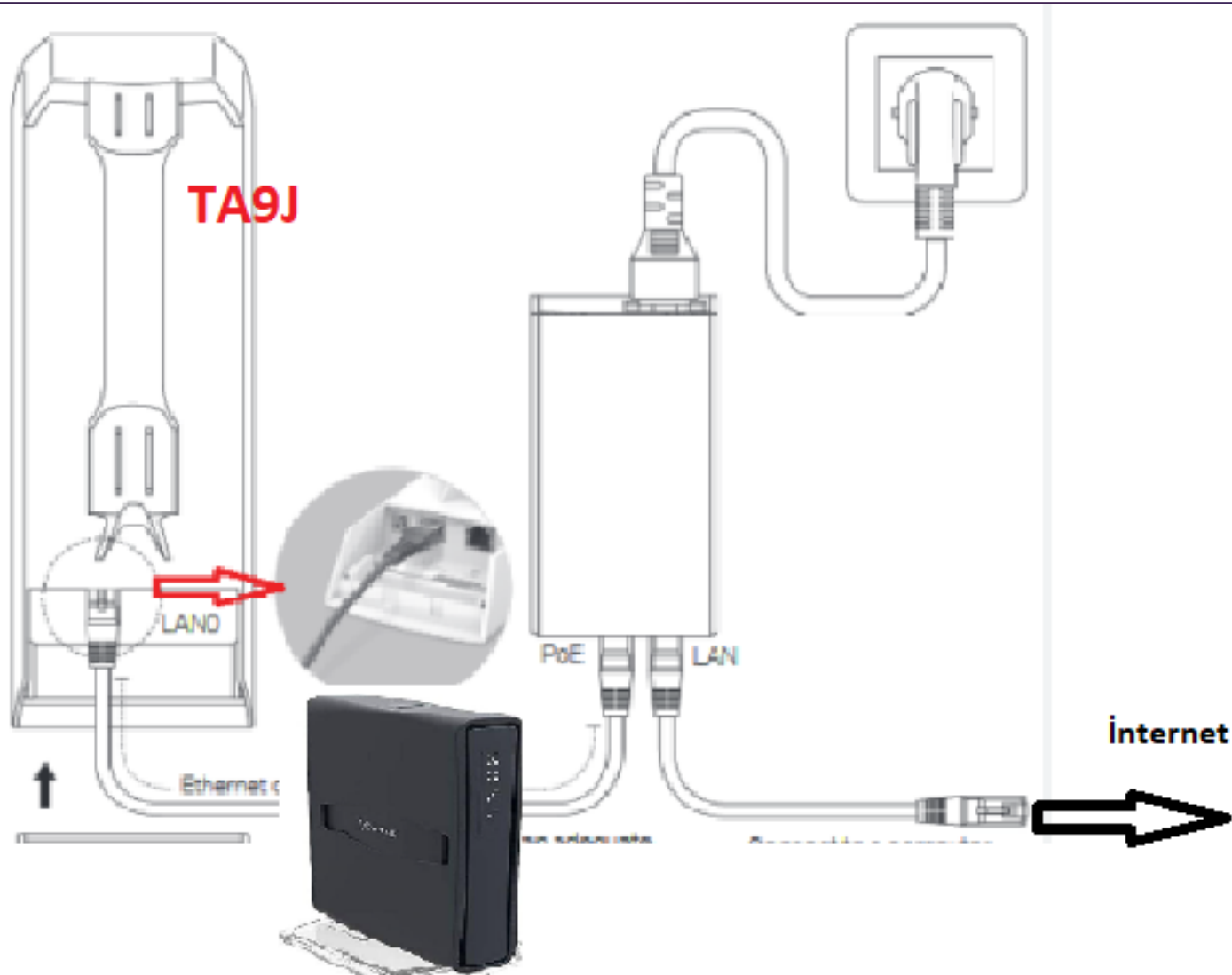




TA9J İSMAİL ÇAKMAK





MikroTik hAP ac lite 952UI

**TA9J-160-80-124**

# TA9J-160-80-124

**Location:** 40.5826 43.0604

TA9J-Mikrotik-A, ismailcakmak@gmail.com

[Help](#)

Refresh

Mesh Status

Neighbor Status

WiFi Scan

Setup

Select a theme 

**mesh RF address:** 10.160.80.124 / 8

**mesh gateway:** none

**gateway node:**

**SSID:** AREDN-10-v3

**channel:** 149

**channel width:** 10 MHz

**LAN address:** 10.2.131.225 / 29

**WAN address:** 192.168.1.38 / 24

**default gateway:** 192.168.1.1

**signal|noise|SNR:** no RF links

[Charts](#)

**firmware version:** 3.23.8.0

**model:** MikroTik RouterBOARD 952Ui-5ac2nD (hAP ac lite)

**system time:** Wed Aug 30 2023 19:52:59 EEST

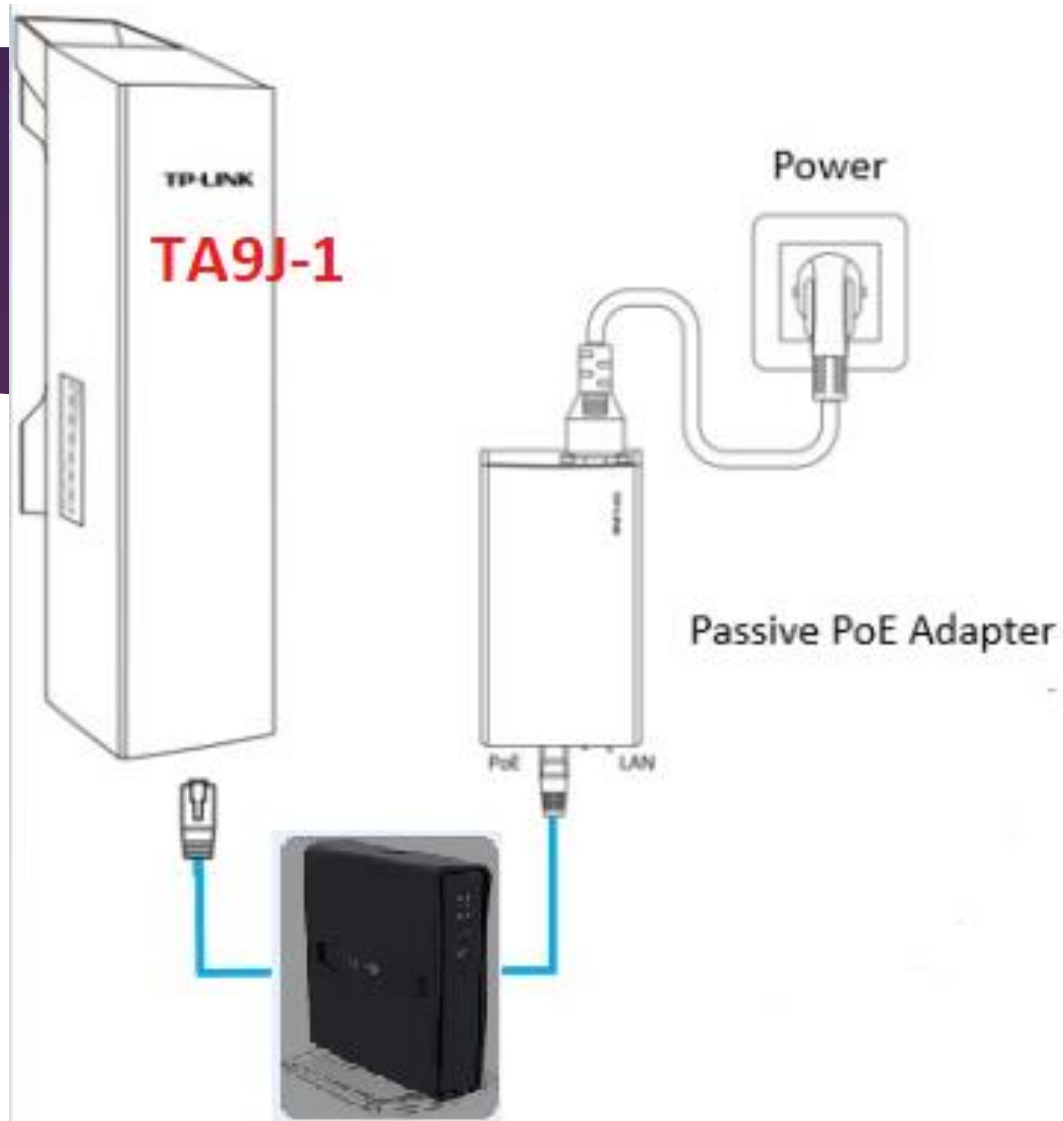
**uptime:** 18:13

**load average:** 0.04, 0.01, 0.00

**available space:** *flash* = 9772 KB

*memory* = 19788 KB

**host entries:** 5 nodes / 11 total devices



MikroTik hAP ac lite RB952UI

**TA9J-160-85-90**



# TA9J-160-85-90

**Location:** 40.39643091370547 42.50815750124829

TA9J AREDN LOCAL NODE

[Help](#)


Refresh

Mesh Status

Neighbor Status

WiFi Scan

Setup

Select a theme 

**mesh RF address:** 10.160.85.90 / 8

**mesh gateway:** 10.55.71.120

**gateway node:** TA9J-1

**SSID:** AREDN-5-v3

**channel:** -1

**channel width:** 5 MHz

**LAN address:** 10.2.170.209 / 29

**WAN address:** none

**default gateway:** 10.55.71.120

**gateway node:** TA9J-1

**signal|noise|SNR:** no RF links

[Charts](#)

**firmware version:** 3.23.8.0

**model:** MikroTik RouterBOARD 952Ui-5ac2nD (hAP ac lite)

**system time:** Wed Aug 30 2023 16:48:16 UTC

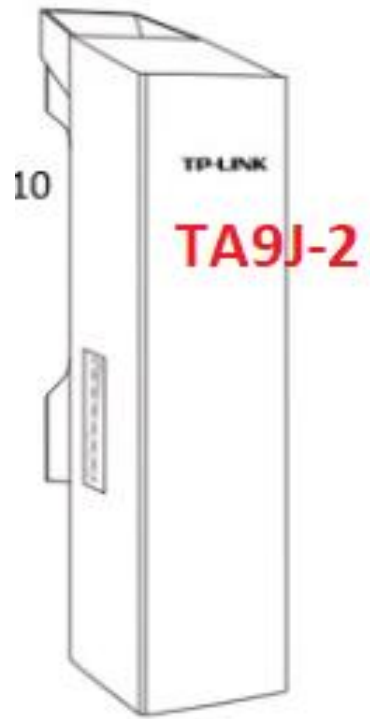
**uptime:** 0:37

**load average:** 0.03, 0.01, 0.00

**available space:** *flash* = 9784 KB

*memory* = 30496 KB

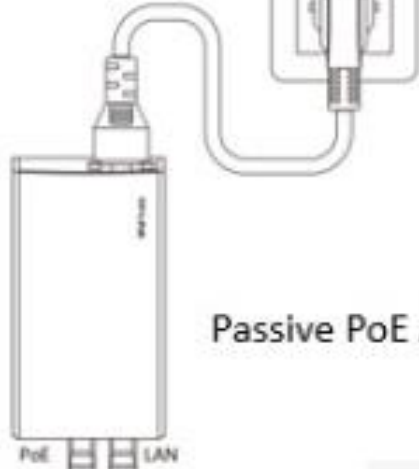
**host entries:** 5 nodes / 10 total devices



10

TA9J-2

Power



Passive PoE Adapter



TP-Link TL-SF1008D 8 Port  
10/100 Mbps Switch





# TA9J-2

**Location:** 40.51459 43.24968

TA9J AREDN NODE-2

[Help](#)


Refresh

Mesh Status

Neighbor Status

WiFi Scan

Setup

Select a theme 

**mesh RF address:** 10.55.63.254 / 8

**mesh gateway:** 10.47.188.208

**gateway node:** TA9J

**SSID:** AREDN-10-v3

**channel:** -2

**channel width:** 10 MHz

**LAN address:** 10.185.255.241 / 29

**WAN address:** none

**default gateway:** 10.47.188.208

**gateway node:** TA9J

**signal|noise|SNR:** -6 | -95 | 89 dB

Charts

**firmware version:** 3.23.8.0

**model:** TP-Link CPE210 v1

**system time:** Mon Aug 28 2023 17:39:16 UTC

**uptime:** 1:17

**load average:** 0.00, 0.00, 0.00

**available space:** *flash* = 2356 KB

*memory* = 35276 KB

**host entries:** 5 nodes / 10 total devices